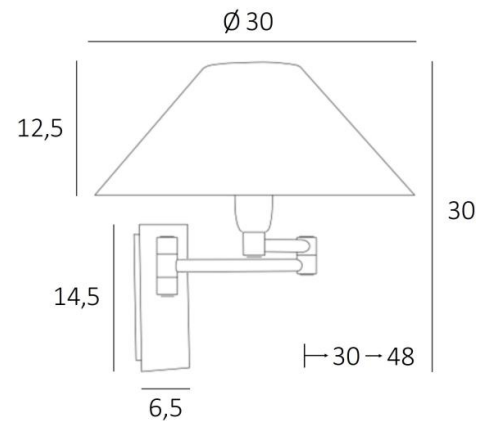




## AHMOSIS -SW o



AHMOSIS -SW in brushed bronze with lampshade in Stone Calcite (fabric from category 4)



With its double articulated arm, which allows the light dimmed by the lampshade to be brought closer together, **AHMOSIS** is certainly the most functional wall light to be installed in a bedroom next to a bed. For its round conical lampshade, which will create a warm atmosphere and a beautiful luminosity, we offer you a choice of many materials and colors. This will allow you to better integrate this elegant and sturdy wall light in your decoration.

This model is available with a push switch, see [AHMOSIS +SW o](#)

### OVERALL SIZES

H30cm L30cm |→30-48cm

### BASE

Plate : 6,5 x 14,5cm

Box : 4,5 x 12,5 x 2cm

### TECHNICAL DATA

One E14 fitting with ring






Double arm, 180° adjustable

Dimmable wall light

Without switch

A fixing plate for the wall box ([plan in PDF](#))

### AVAILABLE METAL FINISHES AND CODES

|                                                                                     |                        |            |
|-------------------------------------------------------------------------------------|------------------------|------------|
|  | 20 - Polished<br>brass | - 1118 020 |
|  | 25 - Brushed brass     | - 1118 025 |
|  | 28 - Light bronze      | - 1118 028 |
|  | 29 - Brushed bronze    | - 1118 029 |
|  | 32 - Brushed chrome    | - 1118 032 |

### LAMP SHADE : SIZES & CODE

Ø9 - 30 - 16cm

Code: 1104 + fabric code

We propose more than 180 fabrics/materials/colors for lampshades

